



Innovation  
*With a Human Touch*

4F-1, 236, Fu-Te 2<sup>nd</sup> Rd., His Chih,

Taipei Hsien, 221, Taiwan

TEL:886-2-6616-6692 · 2694-6687

FAX:886-2-2694-6875 · 2694-5097


# Power Board Changing Process Venus II

Version: 1.0  
May 20, 2014


Revision History :

Version	Date	Page	CONTENTS
1.0	May, 20 2014		First release


1. Dismount three screws on the bottom cover (see picture below)



2. Disconnect the AC cable (see picture below)



3. Disconnect the DC cable (see picture below)



4. Loosen five screws to remove the power board (see picture below)

